

LAME-UP

design Davide Brembilla

LAME-Up is free-standing radiator designed by Davide Brembilla, its heating body

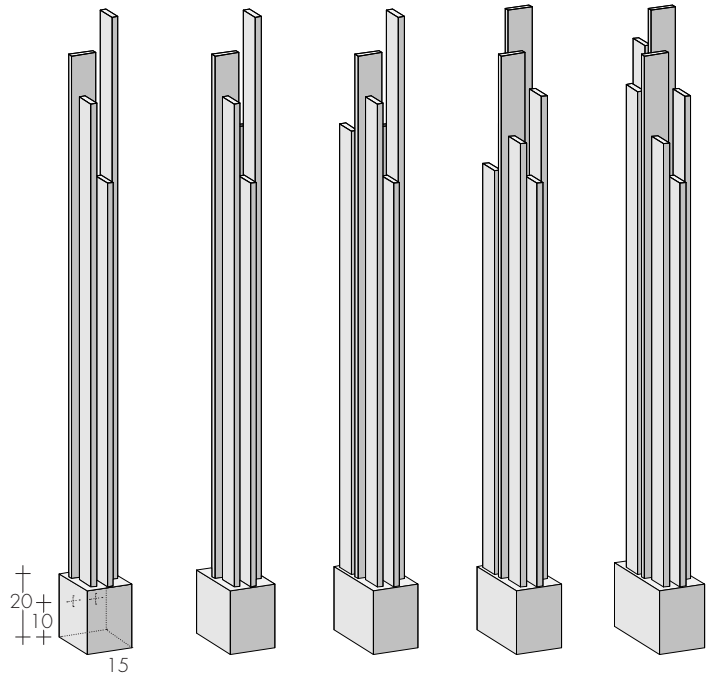
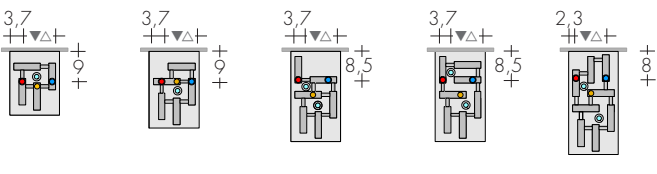
acting like a totem pole in the centre of a room. The fins, arranged vertically, produce

a new, versatile and highly functional way to exploit the available volumes.

MODEL

H from floor: 200 / 230 cm
L: 15 cm
Depth: 19 / 23 / 27 / 31 cm

- Delivery
- Return
- Electric Heating Element
- ⊙ LED on request
- ▽△ tapping centres 9 cm



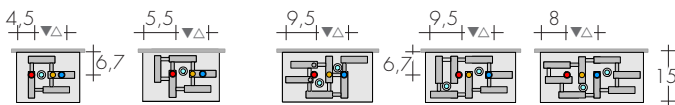
LAME-UP 4 LAME-UP 5 LAME-UP 6 LAME-UP 7 LAME-UP 8 LAME-UP 4 LAME-UP 5 LAME-UP 6 LAME-UP 7 LAME-UP 8

| MODEL | H - n° cm tubes | € | EN 442 Watt Δt 50 K | ▲▽ t.c. cm | Height cm | Width cm | Depth cm | Weight M Kg | Volume V dm³ | MIXED VERSION E.H.E. class II with sleeve | |
|---------|--------------------|---------|---------------------------|------------------|--------------|-------------|-------------|-------------------|--------------------|--|--------|
| | | | | | | | | | | W | € |
| LAME-UP | 200-4 | 798,30 | 641 | 9 | 200 | 15 | 19 | 18,9 | 8,0 | 650 | 109,90 |
| LAME-UP | 200-5 | 988,70 | 809 | 9 | 200 | 15 | 23 | 23,7 | 10,1 | 800 | 113,90 |
| LAME-UP | 200-6 | 1121,00 | 935 | 9 | 200 | 15 | 27 | 27,3 | 11,7 | 900 | 117,00 |
| LAME-UP | 200-7 | 1271,90 | 1082 | 9 | 200 | 15 | 27 | 31,5 | 13,5 | - | - |
| LAME-UP | 200-8 | 1440,00 | 1250 | 9 | 200 | 15 | 31 | 36,3 | 15,6 | 1200 | 124,00 |
| LAME-UP | 230-4 | 865,30 | 767 | 9 | 230 | 15 | 19 | 22,5 | 9,6 | 800 | 113,90 |
| LAME-UP | 230-5 | 1067,80 | 966 | 9 | 230 | 15 | 23 | 28,2 | 12,0 | 900 | 117,00 |
| LAME-UP | 230-6 | 1215,50 | 1124 | 9 | 230 | 15 | 27 | 32,7 | 14,0 | 1200 | 124,00 |
| LAME-UP | 230-7 | 1378,00 | 1302 | 9 | 230 | 15 | 27 | 37,8 | 16,2 | 1200 | 124,00 |
| LAME-UP | 230-8 | 1553,90 | 1502 | 9 | 230 | 15 | 31 | 43,5 | 18,7 | 1500 | 133,20 |

On request, freestanding version with fittings on floor (t.c. 9 cm) Art. Lame-UPC 105,80€ extra

Digital Thermostat p.243

On request, long side of the base against the wall Art. Lame-UPL 56,00€ extra



e.g. LAME-UP 200-4, EG ø 3/8", SB9005

STANDARD PRODUCTION

White "sablé" paintwork
Tolerance ± 3mm - Air vent ø 1/8"
MAXIMUM OPERATING PRESSURE 4 BAR

PRODUCTION ON REQUEST

Paintwork to Brem color list +15/25%
Spotlight LED 2 W each Art. F.LED 100,80€

STANDARD FITTING

EG ø 3/8"
BREM valves, page 294
Electric version e.lame-UP p. 266

