

MAHN

The high thermal output and much reduced protrusion of the round tubes with curved corners are the main characteristics of the

MAHN heated towel rail. The beauty of radiators using thin tubes is highlighted by the absence of sharp

corners which are not wanted in confined spaces such as bathrooms and kitchens.

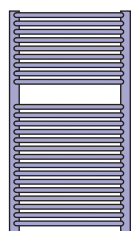
DIMENSIONS

Width 28/50/60/75 cm

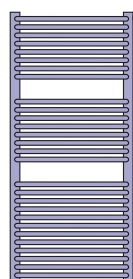
Height 68,3/89,3/116,8/144,3/177,3 cm

Depth 6,7 cm


Depth from wall 10,5 cm



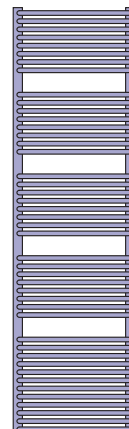
MAHN 70 - 50




MAHN 90 - ...



MAHN 120 - ...



MAHN 150 - ...



MAHN 180 - ...

MODEL	H-L cm	white sablé standard €	EN 442 Δt 50 K watt	▲ ▽ t.c. •cm	Height H cm	Width L cm	Weight M Kg	Volume V dm³	MIXED VERSION cl.II E.H.E. for mixed valve*	
									W	€
MAHN	70-50	451,50	420	47	68,3	50	5,5	3,31	400	87,30
MAHN	90-50	574,10	549	47	89,3	50	7	4,22	500	89,10
MAHN	90-60	596,60	636	57	89,3	60	7,9	4,59	650	91,00
MAHN	120-50	683,10	684	47	116,8	50	9	5,47	650	91,00
MAHN	120-60	712,20	814	57	116,8	60	10,2	5,95	800	95,00
Slim-MAHN	150-28	738,80	541	25	144,3	28	7,5	5,21	500	89,10
MAHN	150-50	809,60	833	47	144,3	50	11	6,73	800	95,00
MAHN	150-60	849,00	986	57	144,3	60	12,6	7,31	900	98,10
Slim-MAHN	180-28	877,70	683	25	177,3	28	9,7	6,76	650	91,00
MAHN	180-50	957,60	1056	47	177,3	50	13,9	8,40	-	-
MAHN	180-60	1006,80	1226	57	177,3	60	15,8	9,14	1200	105,10
MAHN	180-75	1088,90	1562	72	177,3	75	18,7	10,25	1500	114,30
M-CROM	70-50	910,80	336	47	68,3	50	5,5	3,31	-	-
M-CROM	90-50	1160,90	439	47	89,3	50	7	4,22	400	87,30
M-CROM	120-50	1380,10	547	47	116,8	50	9	5,47	500	89,10
M-CROM	150-28	1492,00	433	25	144,3	28	7,4	5,21	400	87,30
M-CROM	150-50	1635,50	666	47	144,3	50	11	6,73	650	91,00
M-CROM	180-28	1769,00	546	25	177,3	28	9,7	6,76	500	89,10
M-CROM	180-50	1934,70	845	47	177,3	50	13,9	8,40	800	95,00
M-CROM	180-60	2515,90	980	57	177,3	60	15,8	9,14	900	98,10
MAHN-PLUS	150-50	1389,90	1604	47	144,3	50	20,5	13,20	1500	114,30
MAHN-PLUS	180-50	1620,20	2011	47	177,3	50	26,8	16,46	-	-



MAHN PLUS, EG fittings
left front delivery
right rear return

*or with TR accessory (▲ ▽ L11cm),
digital thermostat, page 243

Maximum operating pressure 8 bar

STANDARD PRODUCTION

White "sablé" paintwork - white M8 brackets
Chrome plated finish with chrome plated
Air vent ø 1/8" - Tolerance ± 3mm

PRODUCTION ON REQUEST

Paint to Brem color list (chrome-plated
brackets) +15/25%
Side fittings (▲ ▽: H-4cm) Art. AS 70,40€

STANDARD FITTING

EG ø 1/2"
Fittings on request, page 293
Electrical version e.Mahn, page 277

