

PLUS 12

The PLUS 12 towel heater has three series of ø14 mm thin tubes to offer high output.

The manifolds, with their round tubes, are extremely compact to minimise space.

The PLUS 12 comes in all the shades in the Brem colour list.

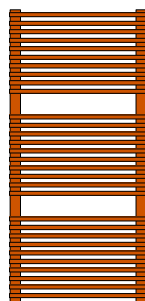
DIMENSIONS

Widths: 40 / 50 / 60 / 75 cm

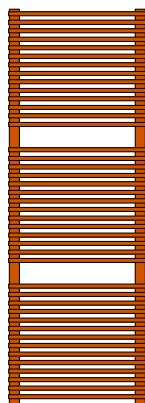
Heights: 86/116/146/176 cm

Depth: 4 cm


Depth from wall: 9 cm



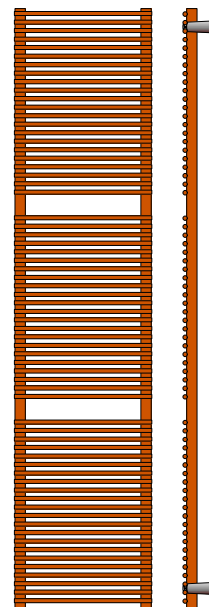
PLUS12 90 - ..



PLUS12 120 - ..



PLUS12 150 - ..



PLUS12 180 - ..

MODEL	H-L cm	white sablé standard €	EN 442 Δt 50 K watt	▲▽ t.c. cm	Height H cm	Width L cm	Weight M Kg	Volume V dm³	MIXED VERSION cl.II*	
									Electric Heating Element W	€
PLUS 12	90-40	304,60	415	37	86	40	7,2	1,94	400	87,30
PLUS 12	90-50	310,50	481	47	86	50	7,9	2,15	500	89,10
PLUS 12	120-40	433,40	575	37	116	40	9,4	2,71	500	89,10
PLUS 12	120-50	446,10	667	47	116	50	11,0	2,99	650	91,00
PLUS 12	150-40	496,70	725	37	146	40	12,0	3,43	800	95,00
PLUS 12	150-50	512,30	841	47	146	50	14,2	3,81	800	88,00
PLUS 12	150-60	531,70	976	57	146	60	16,4	4,19	900	98,10
PLUS 12	180-40	567,70	892	37	176	40	14,6	4,18	900	98,10
PLUS 12	180-50	594,40	1035	47	176	50	17,6	4,58	900	98,10
PLUS 12	180-60	609,60	1201	57	176	60	20,0	5,06	1200	105,10
PLUS 12	180-75	689,70	1449	72	176	75	23,6	5,78	1500	114,30

*Only with mixed valve or T accessory art. TR p.243

STANDARD PRODUCTION

White "sablé" paintwork - white M8 brackets

Tolerance ± 3 mm - Air vent ø 1/8"

MAXIMUM OPERATING PRESSURE 6 BAR

PRODUCTION ON REQUEST

Paintwork to Brem color list (chrome-plated brackets)

+15/25%

Side fittings (▲▽H-4cm) ART. AS 70,40€

STANDARD FITTINGS

EG ø1/2"

Brem valves page 295

Electrical version e.Plus 12, p.282

