

SPH - PLATT INOX

The SP-PLATT radiating plate is available with a satin stainless steel finish: an extremely

particular finish that combines technical flair, modern spirit, and essence.

Polished stainless steel radiating plates available on request

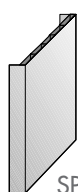
SPH-PLATT INOX: image at page 66

MODEL SPXH
vertical plate

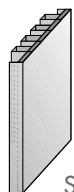
MODEL SPLXH
vertical plate with radiating fins at the rear

H = from 160 to 240 cm

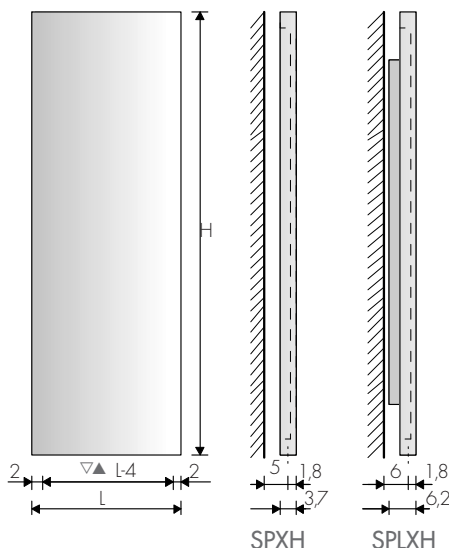
L = from 28 to 84 cm (every 7 cm)



SPXH



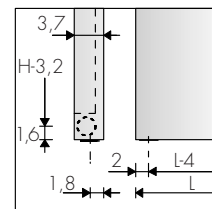
SPLXH



TAPPING CENTRES

Vertical fittings
▲▽ t.c. = L-4 cm

Lateral fittings
▲▽ t.c. = H-3,2 cm (extra)
Art. AS 70,40€



STANDARD FITTINGS
EG ø 1/2"



MOD.	L cm	28	35	42	49	56	63	70	77	84
SPXH 160	€	969,10 420w	1067,70 525w	1170,80 630w	1276,00 735w	1377,40 840w	1477,40 945w	1582,20 1050w	1683,60 1155w	1786,60 1260w
SPLXH 160	€	1263,20 629w	1394,60 786w	1525,90 943w	1658,70 1100w	1793,10 1257w	1924,40 1414w	2058,70 1572w	2189,90 1729w	2323,20 1886w
SPXH 180	€	1030,00 467w	1137,70 584w	1244,10 701w	1355,20 817w	1464,70 934w	1570,90 1051w	1681,80 1168w	1789,80 1284w	1899,00 1401w
SPLXH 180	€	1330,30 689w	1466,50 861w	1590,10 1033w	1741,50 1205w	1878,90 1377w	2015,00 1549w	2152,80 1721w	2290,30 1893w	2424,60 2065w
SPXH 200	€	1086,10 513w	1199,40 642w	1314,10 770w	1422,40 898w	1536,50 1026w	1649,10 1155w	1761,40 1283w	1877,00 1411w	1989,90 1540w
SPLXH 200	€	1427,70 742w	1576,80 928w	1723,90 1113w	1883,30 1299w	2020,30 1484w	2167,40 1670w	2314,90 1855w	2460,20 2041w	2607,20 2226w
SPXH 220	€	1151,70 557w	1270,80 697w	1390,70 836w	1526,80 976w	1634,80 1115w	1755,40 1254w	1872,50 1394w	1996,10 1533w	2118,00 1673w
SPLXH 220	€	1484,70 802w	1639,80 1003w	1792,60 1204w	1958,50 1404w	2101,10 1605w	2254,10 1806w	2407,60 2006w	2558,80 2207w	2712,00 2407w
SPXH 240	€	1234,70 601w	1364,30 751w	1494,00 901w	1623,80 1051w	1753,50 1201w	1883,50 1351w	2012,80 1502w	2145,80 1652w	2277,10 1802w

Square or side control Brem valves

EN 442 Watt Δt 50 K
Δt different from 50 K: technical data Brem

Operating pressure 10 bar on request +20%

Electric versions, e.Clak page 269

HOW TO ORDER

State: model (whether simple or with fins), height and width; fittings and color.
e.g.: SPXH 180 - 35, EG ø 1/2

STANDARD PRODUCTION

Satin INOX finish - Grey brackets EOS
Tolerance ± 3mm - Air vent ø 1/8"
MAXIMUM OPERATING PRESSURE 6 BAR

PRODUCTION ON REQUEST

Polished stainless steel finishing + 20%
Fittings and valves, p. 292, 294
Versions with SUIT measurements on request