

SP..H - PLATT GILDED/SILVER LEAF

The SP-PLATT radiating plate is available with other finishes in gilded leaf and silver

leaf with precious originality that creates unusual atmosphere. In the order code,

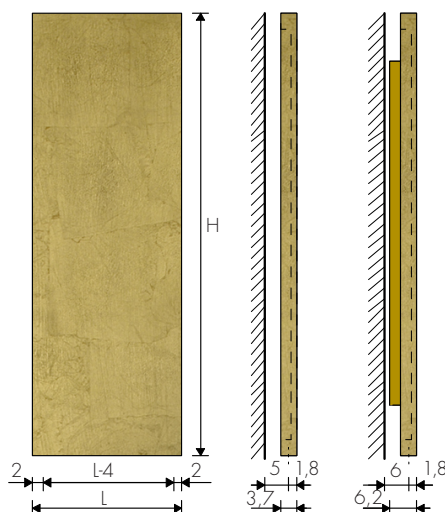
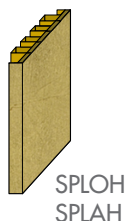

state the letter:
O for gilded / A for silver leaf finish.

MODEL SP..H
vertical plate

MODEL SP..LH
vertical plate with radiating
fins at the rear

H = from 160 to 240 cm

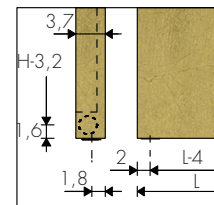
L = from 28 to 84 cm (every 7 cm)



TAPPING CENTRES

Vertical fittings
▲▽ t.c. = L-4 cm

Side fittings
▲▽ t.c. = H-3,2 cm
(extra)
Art. AS 70,40€



STANDARD FITTING
EG ø 1/2"



MOD. H cm	L cm	28	35	42	49	56	63	70	77	84
SP..H 160	€	1399,90 420w	1496,70 525w	1596,30 630w	1697,00 735w	1795,50 840w	1893,40 945w	1993,80 1050w	2092,40 1155w	2192,00 1260w
SPL..H 160	€	1572,90 629w	1689,00 786w	1805,20 943w	1922,00 1100w	2040,10 1257w	2156,30 1414w	2274,20 1572w	2390,20 1729w	2507,50 1886w
SP..H 180	€	1435,60 467w	1537,90 584w	1639,30 701w	1743,50 817w	1846,90 934w	1948,20 1051w	2052,50 1168w	2154,90 1284w	2258,00 1401w
SPL..H 180	€	1612,40 689w	1731,30 861w	1843,00 1033w	1970,90 1205w	2090,60 1377w	2209,50 1549w	2329,40 1721w	2449,30 1893w	2567,30 2065w
SP..H 200	€	1468,50 513w	1574,00 642w	1680,70 770w	1783,20 898w	1889,20 1026w	1994,40 1155w	2099,40 1283w	2206,20 1411w	2311,50 1540w
SPL..H 200	€	1669,60 742w	1796,30 928w	1921,60 1113w	2054,20 1299w	2173,70 1484w	2299,20 1670w	2424,90 1855w	2549,20 2041w	2674,60 2226w
SP..H 220	€	1507,20 557w	1616,00 697w	1725,80 836w	1844,50 976w	1947,00 1115w	2056,90 1254w	2164,70 1394w	2276,30 1533w	2386,70 1673w
SPL..H 220	€	1703,20 802w	1833,20 1003w	1962,10 1204w	2098,50 1404w	2221,50 1605w	2350,20 1806w	2479,30 2006w	2607,20 2207w	2736,20 2407w
SP..H 240	€	1556,10 601w	1671,40 751w	1786,40 901w	1901,60 1051w	2016,90 1201w	2132,10 1351w	2247,20 1502w	2364,20 1652w	2480,50 1802w

O: GILDED leaf
A: SILVER leaf

Δt different from 50 K: technical data Brem

Operating pressure 10 bar on request +20%

Electric versions, e.Clak page 269

HOW TO ORDER

State: model (simple model or with fins),
height, width and fittings
e.g.: SPLH 180 - 35 EG 1/2" (gilded leaf)

STANDARD PRODUCTION

Gilded or BR0002 color painted brackets
Tolerance ± 3mm - Air vent ø 1/8"
MAXIMUM OPERATING PRESSURE 6 BAR

PRODUCTION ON REQUEST

Gilded/Silver leaf valves, page 294
Fittings and valves, page 292, 295
Versions with SUIT measurements on request